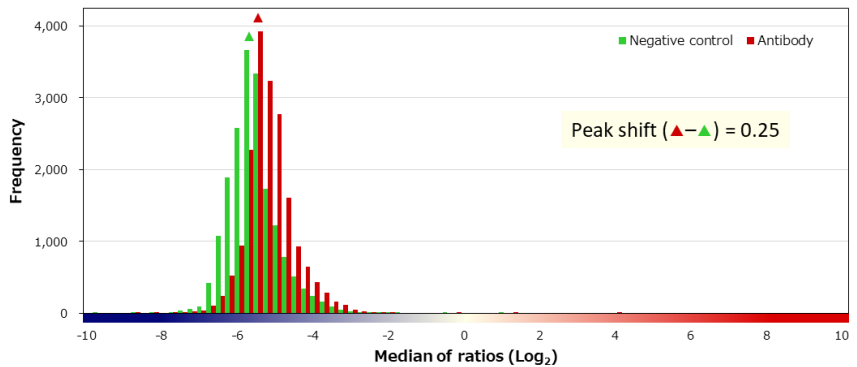
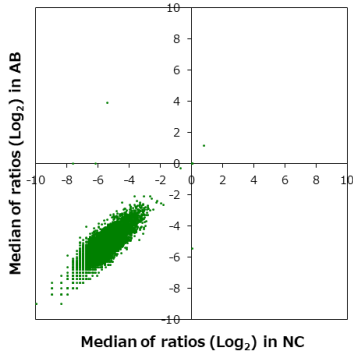


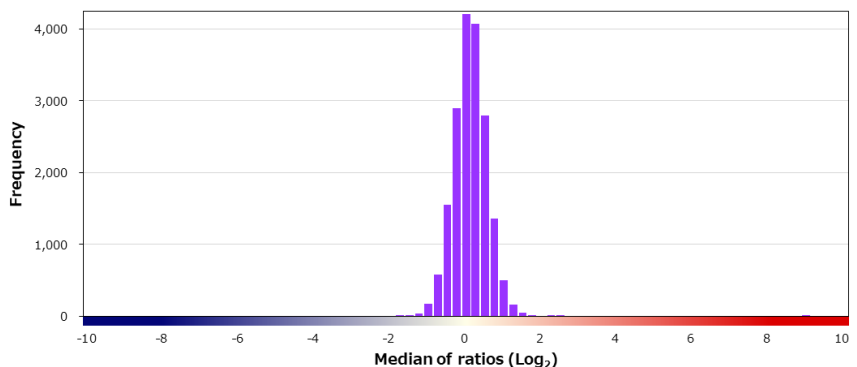
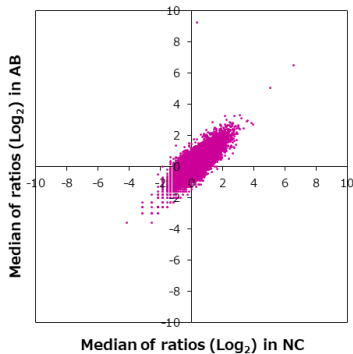
Supplier Cell Signaling Technology		Product code 13856P	Lot # 1
Host Rabbit	Clonality Monoclonal	Isotype IgG	Clone D6M5M
Applications <input checked="" type="checkbox"/> WB <input type="checkbox"/> SW <input type="checkbox"/> ELISA <input type="checkbox"/> FCM <input checked="" type="checkbox"/> ICC <input checked="" type="checkbox"/> IF <input checked="" type="checkbox"/> IHC <input checked="" type="checkbox"/> IP <input type="checkbox"/> B/N			
Note			

タンパク質マイクロアレイ (18K)

■ 測定値 (Raw データ) 分布

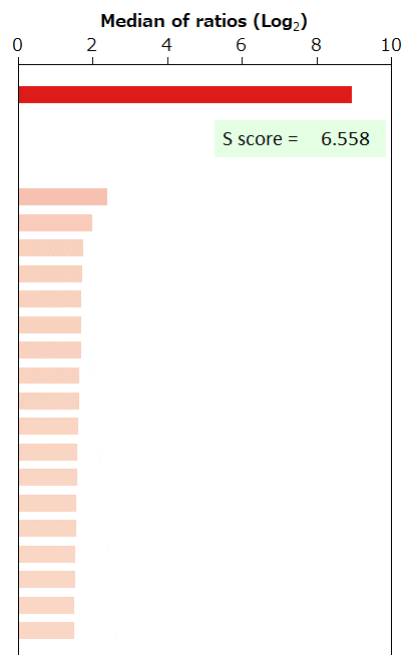


■ 補正值分布



■ 特異性検証

Rank	Gene	Protein	Score
On target			
1	PGRMC1	NP_006658.1	8.944
Off target			
-	PGRMC2	NP_006311.2	0.035
2	TRIM55	NP_908973.1	2.386
3	NXF2/NXF2B	NP_071336.1 (S511Y)/NP_001093156.1 (S511Y)	2.004
4	CEACAM6	NP_002474.4	1.749
5	TDRD1	NP_942090.1 (M251T)	1.734
6	ACBD3	NP_073572.2 (E187D)	1.710
7	C21orf58	NP_478060.2	1.689
7	KDM3B	Q7LBC6-3	1.689
9	MAN2C1	NP_001243423.1	1.652
10	PRAME	NP_006106.1 (W7R/D105G)	1.641
11	XRCC1	NP_006288.2	1.620
12	RNPC3	NP_060089.1	1.602
12	LIN9	Q5TKA1-3	1.602
14	TP53	NP_001119586.1:p.H193Y	1.571
15	AAMP	NP_001289474.1	1.569
16	CAPN10	NP_075571.1 (T504A)	1.549
17	TMEM132A	NP_060340.2 (A970V)	1.532
18	NGEF	NP_062824.2 (M111T)	1.519
19	WDR18	NP_077005.2 (A172T)	1.516



BSA	-	HA peptide	-	6xHis peptide	-	FLAG peptide	-	GST	-	MBP	-	Hemocyanin -KLH	-
-----	---	------------	---	---------------	---	--------------	---	-----	---	-----	---	-----------------	---

免疫組織化学染色

染色に用いた組織標本

Sample ID		Supplier		
PAT_01071		BioIVT		
Organ		Histological diagnosis		
Ovary		Endometrioid adenocarcinoma, mixed cell type		
Sex	Age	Grade	Stage	TNM
Female	45			

染色像

