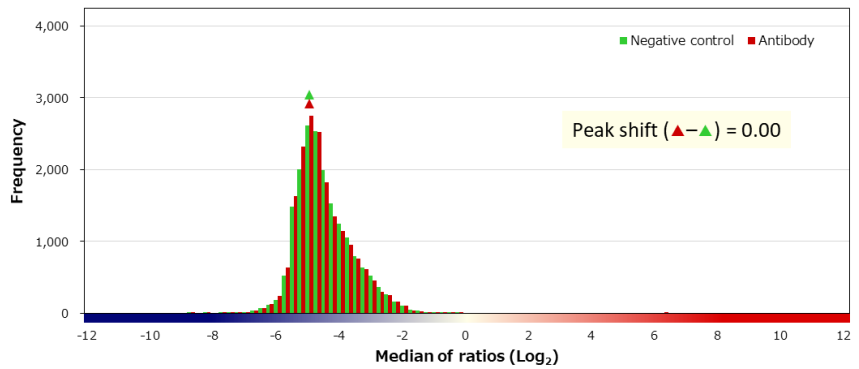
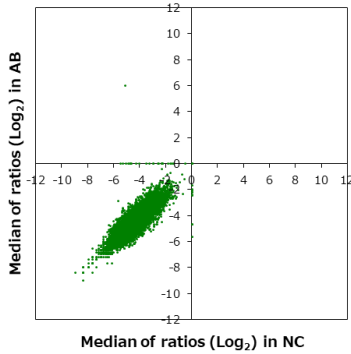


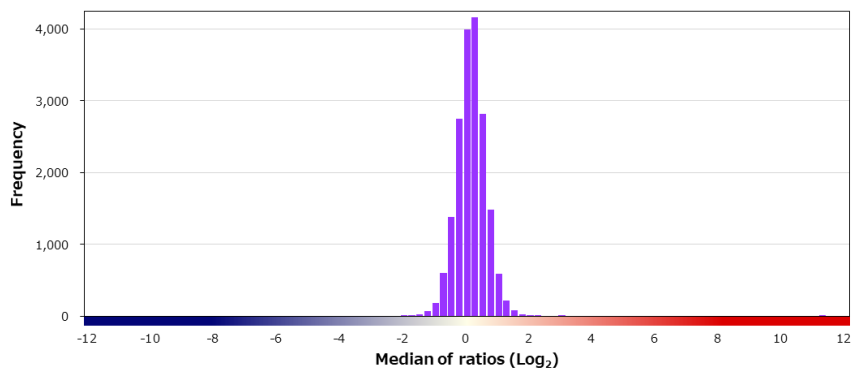
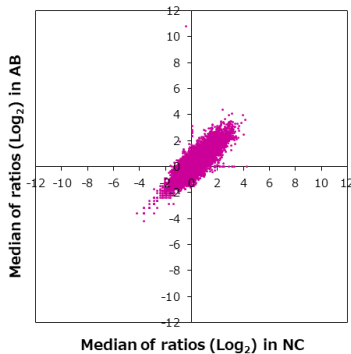
Supplier Roche	Product code 760-4593	Lot # V0001459
Host Rabbit	Clonality Monoclonal	Isotype Clone SP92
Applications <input type="checkbox"/> WB <input type="checkbox"/> SW <input type="checkbox"/> ELISA <input type="checkbox"/> FCM <input type="checkbox"/> ICC <input type="checkbox"/> IF <input checked="" type="checkbox"/> IHC <input type="checkbox"/> IP <input type="checkbox"/> B/N		
Note		

タンパク質マイクロアレイ (18K)

■ 測定値 (Raw データ) 分布

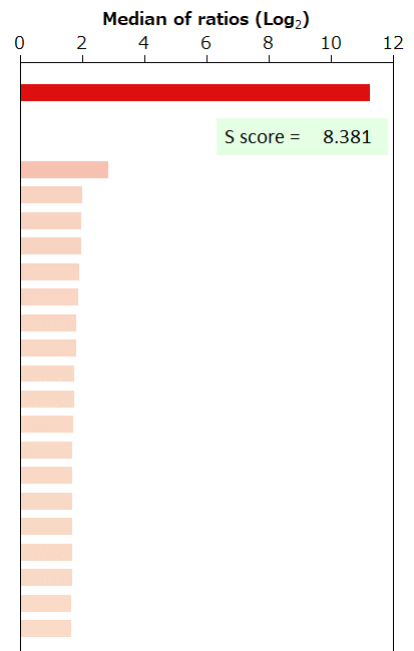


■ 補正值分布



■ 特異性検証

Rank	Gene	Protein	Score
On target			
1	POU2AF1	NP_006226.2	11.243
Off target			
2	SNTA1	NP_003089.1	2.862
3	SLC52A1	NP_060456.3 (Q70R)	2.020
4	TMEM143	NP_060743.2	1.973
5	SCML1	NP_006737.2	1.970
6	HPCAL4	NP_057341.1	1.923
7	PABPC5	NP_543022.1	1.874
8	ACBD4	NP_078998.1	1.823
9	POPC2	NP_071418.2	1.812
10	PLCL2	NP_055999.2	1.748
11	KRAS	NP_004976.2:p.A146T	1.738
12	BRI3BP	NP_542193.3	1.719
13	MTURN	NP_690006.2	1.694
14	TVP23A	NP_001072980.1	1.692
15	TULP2	NP_003314.2	1.688
16	HDGFRP3	NP_057157.1	1.684
17	KIT	NP_001087241.1:p.W553R	1.678
18	RGR	NP_002912.2	1.678
19	PAH	NP_000268.1 (R53H)	1.660
20	THBS3	NP_001239536.1	1.650



BSA	-	HA peptide	-	6xHis peptide	-	FLAG peptide	-	GST	-	MBP	-	Hemocyanin -KLH	-
-----	---	------------	---	---------------	---	--------------	---	-----	---	-----	---	-----------------	---

免疫組織化学染色

染色に用いた組織標本

Sample ID		Supplier		
PAT_01571		ProteoGenex		
Organ		Histological diagnosis		
Stomach		Adenocarcinoma		
Sex	Age	Grade	Stage	TNM
Male	74	G3	IIIB	T4aN0M0

染色像

