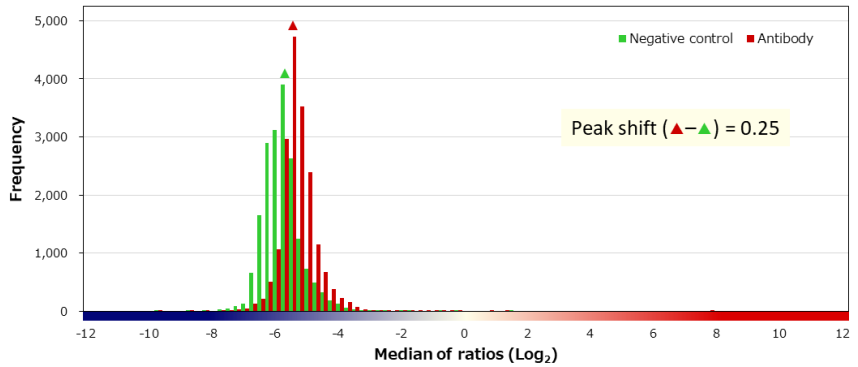
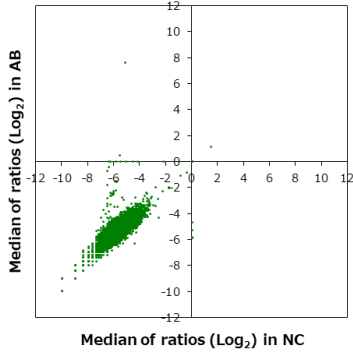


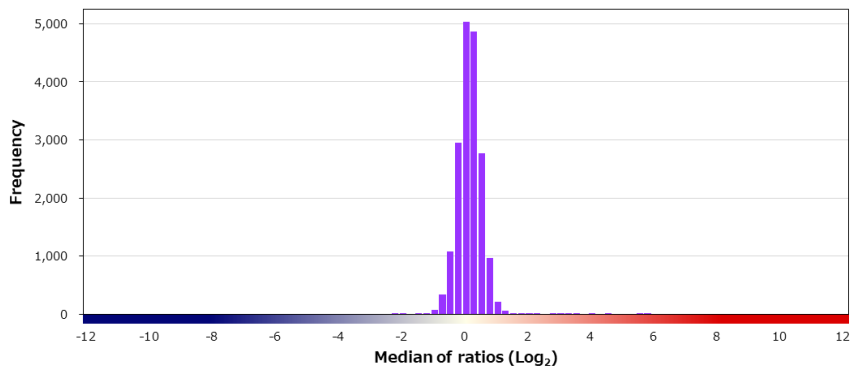
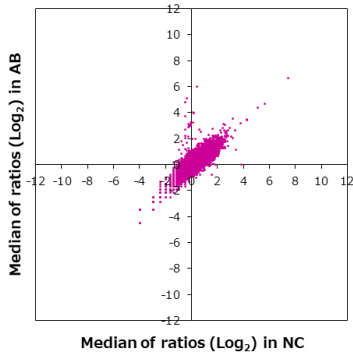
Supplier CDI Laboratories		Product code P26447-MSM1-P1		Lot # 6275-1P191121	
Host Mouse		Clonality Monoclonal		Isotype IgG1, kappa	
Applications <input type="checkbox"/> WB <input type="checkbox"/> SW <input type="checkbox"/> ELISA <input checked="" type="checkbox"/> FCM <input type="checkbox"/> ICC <input checked="" type="checkbox"/> IF <input checked="" type="checkbox"/> IHC <input type="checkbox"/> IP <input type="checkbox"/> B/N		Clone S100A4/1481			
Note					

タンパク質マイクロアレイ (18K)

測定値 (Raw データ) 分布

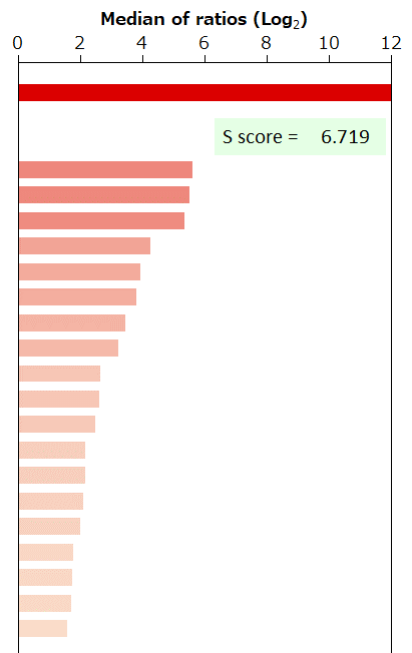


補正值分布



特異性検証

Rank	Gene	Protein	Score
On target			
1	S100A4	NP_002952.1	12.324
Off target			
2	SNCA	NP_000336.1	5.605
3	TAC3	NP_037383.1	5.526
4	P4HA1	NP_001017962.1	5.364
5	THAP11	NP_065190.2	4.264
6	TSEN54	Q7Z6J9-2 (E4D)	3.925
7	C4orf33	NP_775758.2 (M107V/H166R)	3.801
8	CTNNB1	NP_001895.1 (I631M)	3.443
9	EPN3	NP_060427.2	3.239
10	BEX4	NP_001073894.1	2.644
11	CDX1	NP_001795.2 (P130R)	2.608
12	JUP	NP_002221.1 (M697L)	2.500
13	FKBP14	NP_060416.1	2.184
14	RCN1	NP_002892.1	2.172
15	MYL10	NP_612412.2	2.093
16	FUBP3	NP_003925.1	2.020
17	NR4A2	NP_006177.1	1.772
18	ANXA7	NP_004025.1	1.741
19	MYL12A	NP_006462.1	1.716
20	JUN	NP_002219.1	1.587



BSA	-	HA peptide	-	6xHis peptide	-	FLAG peptide	-	GST	-	MBP	-	Hemocyanin -KLH	-
-----	---	------------	---	---------------	---	--------------	---	-----	---	-----	---	-----------------	---

免疫組織化学染色

■ 染色に用いた組織標本

Sample ID		Supplier		
PAT_01571		ProteoGenex		
Organ		Histological diagnosis		
Stomach		Adenocarcinoma		
Sex	Age	Grade	Stage	TNM
Male	74	G3	IIIB	T4aNOM0

■ 染色像

