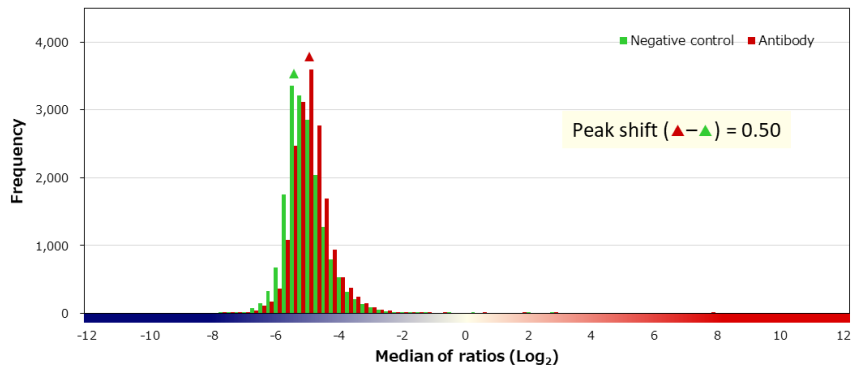
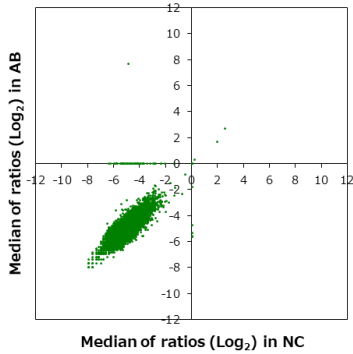


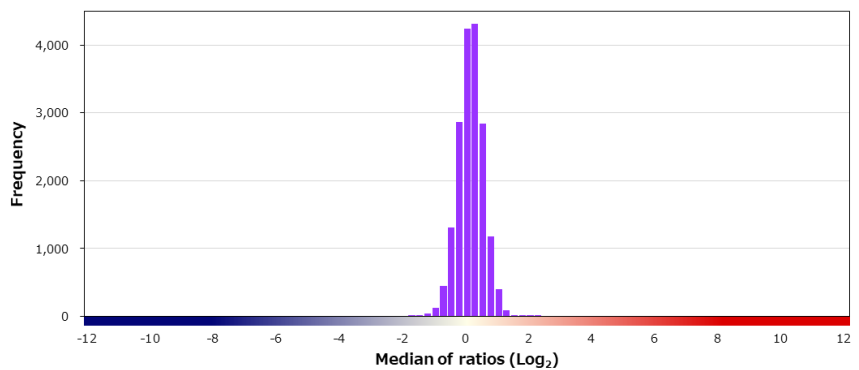
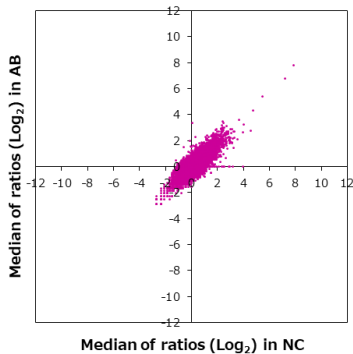
Supplier	Product code		Lot #
Leica	PA0088		66359
Host	Clonality	Isotype	Clone
Mouse	Monoclonal	IgG1	MI15
Applications			
<input type="checkbox"/> WB	<input type="checkbox"/> SW	<input type="checkbox"/> ELISA	<input type="checkbox"/> FCM
<input type="checkbox"/> ICC	<input type="checkbox"/> IF	<input checked="" type="checkbox"/> IHC	<input type="checkbox"/> IP
<input type="checkbox"/> B/N			
Note			

タンパク質マイクロアレイ (18K)

■ 測定値 (Raw データ) 分布

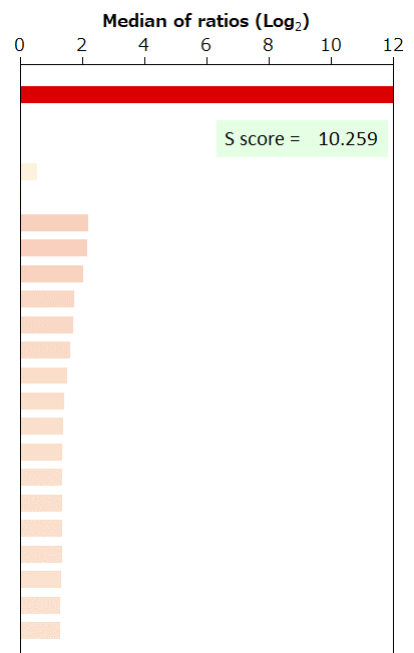


■ 補正值分布



■ 特異性検証

Rank	Gene	Protein	Score
On target			
1	SDC1	NP_002988.3	12.454
Off target			
-	SDC2	NP_002989.2	0.561
-	SDC4	NP_002990.2	0.024
2	SELPLG	NP_002997.2 (M62I)	2.195
3	CA14	NP_036245.1	2.166
4	SAMM50	NP_056195.3 (D110G/I345V)	2.056
5	KLF8	NP_009181.2	1.759
6	DNAJC5	NP_079495.1	1.719
7	CARNMT1	NP_689633.1	1.609
8	NR3C1	NP_000167.1	1.529
9	NFKBIZ	NP_001005474.1	1.424
10	HS2ST1	Q7LGA3-2	1.388
11	ATG3	NP_071933.2	1.380
12	C17orf97	Q6ZQX7-1 (D220E)	1.367
13	ANXA11	NP_001148.1 (R230C)	1.363
13	EGFR	NP_005219.2;p.L747_P753>S	1.363
15	PCIF1	NP_071387.1	1.353
16	HSPA1A	NP_005336.3	1.340
17	SOD2	NP_000627.2	1.311
18	LBX1	NP_006553.2	1.299



BSA	-	HA peptide	-	6xHis peptide	-	FLAG peptide	-	GST	-	MBP	-	Hemocyanin -KLH	-
-----	---	------------	---	---------------	---	--------------	---	-----	---	-----	---	-----------------	---

免疫組織化学染色

染色に用いた組織標本

Sample ID		Supplier		
PAT_01571		ProteoGenex		
Organ		Histological diagnosis		
Stomach		Adenocarcinoma		
Sex	Age	Grade	Stage	TNM
Male	74	G3	IIIB	T4aN0M0

染色像

