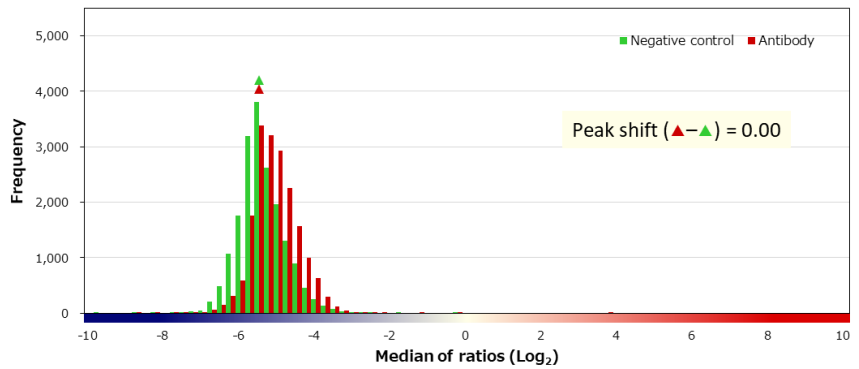
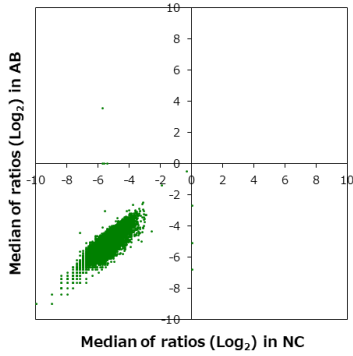


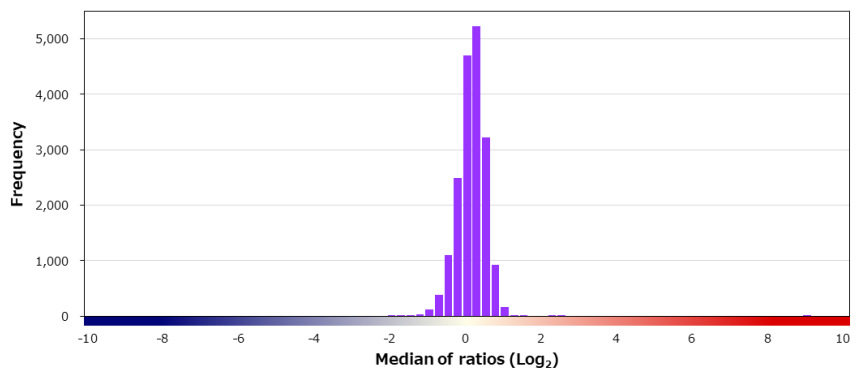
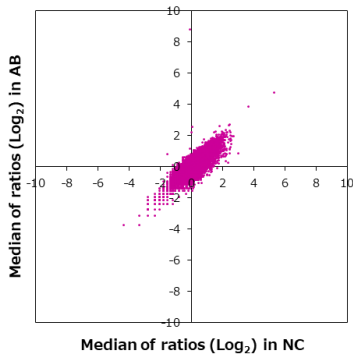
Supplier	Product code		Lot #
Roche	760-4595		V0001704
Host	Clonality	Isotype	Clone
Rabbit	Monoclonal	IgG1	MRQ-40
Applications			
<input type="checkbox"/> WB	<input type="checkbox"/> SW	<input type="checkbox"/> ELISA	<input type="checkbox"/> FCM
<input type="checkbox"/> ICC	<input type="checkbox"/> IF	<input checked="" type="checkbox"/> IHC	<input type="checkbox"/> IP
<input type="checkbox"/> B/N			
Note			

タンパク質マイクロアレイ (18K)

測定値 (Raw データ) 分布

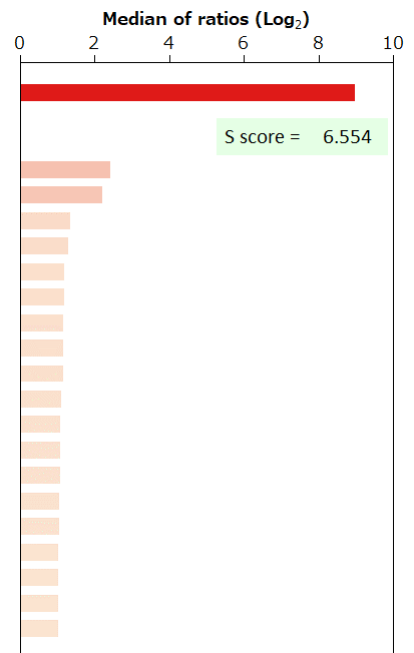


補正值分布



特異性検証

Rank	Gene	Protein	Score
<b>On target</b>			
1	SYP	NP_003170.1	8.975
<b>Off target</b>			
2	ELF2	NP_001263387.1	2.421
3	NEU3	NP_006647.3	2.212
4	CCDC74A	NP_620125.1	1.362
5	NFAT5	NP_006590.1	1.309
6	SIPA1L2	Q9P2F8-2	1.188
7	EGFR	NP_005219.2:p.V774_C775insHV	1.188
8	DHX30	NP_619520.1	1.169
9	TP53	NP_001119589.1:p.C106F	1.152
9	EIF1	NP_005792.1	1.152
11	TRIT1	XP_006710769.1	1.121
12	NXPH3	NP_009156.2	1.089
13	MRGPRE	NP_001034254.2 (G16S/G160S)	1.089
13	GNS	P15586-2	1.089
15	RAB3GAP2	Q9H2M9-2	1.066
16	DMBX1	NP_671725.1	1.052
17	AANAT	NP_001160051.1	1.043
18	SLC6A2	NP_001034.1	1.036
19	RNF19B	Q6ZMZ0-3	1.022
19	SPIN3	NP_001010862.2	1.022



BSA	-	HA peptide	-	6xHis peptide	-	FLAG peptide	-	GST	-	MBP	-	Hemocyanin -KLH	-
-----	---	------------	---	---------------	---	--------------	---	-----	---	-----	---	-----------------	---

## 免疫組織化学染色

### 染色に用いた組織標本

Sample ID		Supplier		
PAT_01571		ProteoGenex		
Organ		Histological diagnosis		
Stomach		Adenocarcinoma		
Sex	Age	Grade	Stage	TNM
Male	74	G3	IIIB	T4aNOM0

### 染色像

