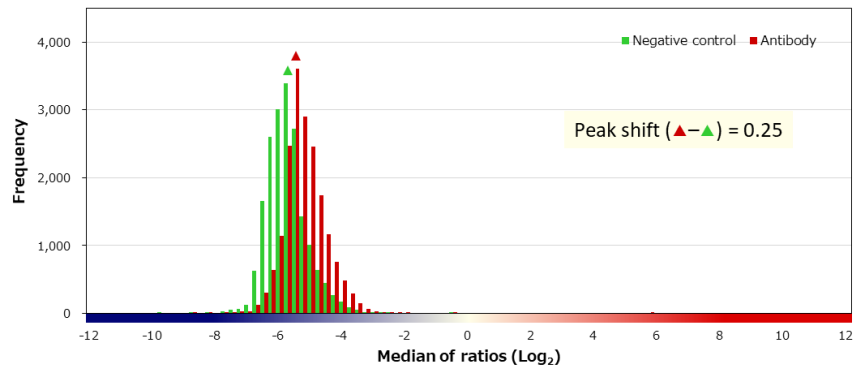
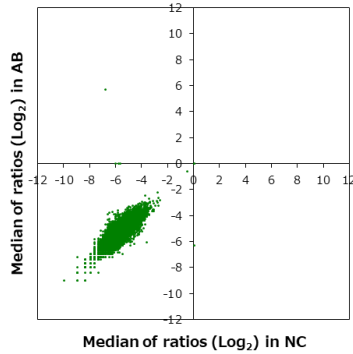


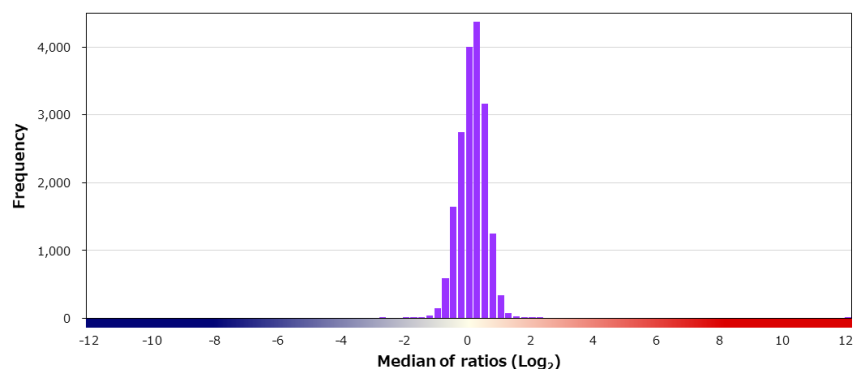
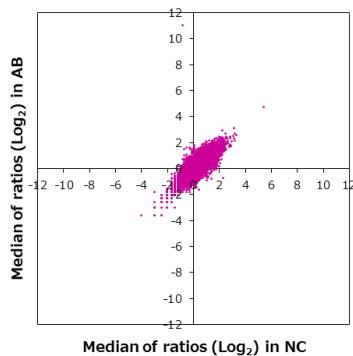
Supplier	Roche		Product code	760-4622		Lot #	V0001332	
Host	Rabbit		Clonality	Monoclonal		Isotype	IgG	
Applications	<input type="checkbox"/> WB	<input type="checkbox"/> SW	<input type="checkbox"/> ELISA	<input type="checkbox"/> FCM	<input type="checkbox"/> ICC	<input type="checkbox"/> IF	<input checked="" type="checkbox"/> IHC	<input type="checkbox"/> IP <input type="checkbox"/> B/N
Note								

タンパク質マイクロアレイ (18K)

測定値 (Raw データ) 分布

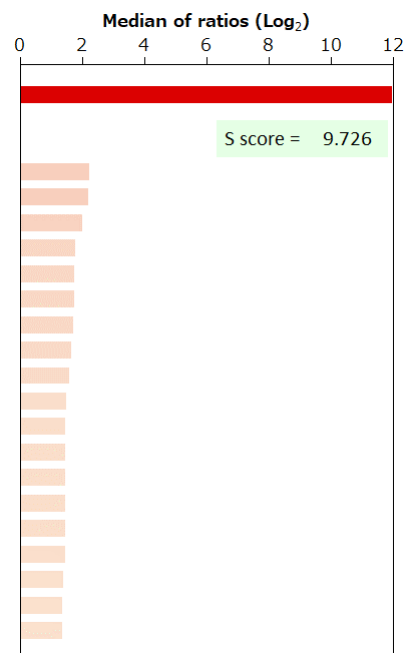


補正值分布



特異性検証

Rank	Gene	Protein	Score
On target			
1	TFE3	NP_006512.2	11.969
Off target			
2	RSL1D1	O76021-2	2.243
3	ING4	NP_001121054.1	2.208
4	REEP2	NP_001258732.1	2.025
5	PROCA1	NP_001291881.1	1.799
6	TP53	NP_001119587.1:p.H82R	1.765
7	FBXO28	NP_055991.1	1.757
8	TOX	NP_055544.1	1.718
9	GTF2E2	NP_002086.1	1.658
10	C8orf74	NP_001035121.1	1.599
11	MRPS33	NP_057155.1	1.501
12	POLD3	NP_006582.1	1.477
13	MEAF6	NP_001257804.1	1.477
13	JSRP1	NP_653217.1	1.477
15	SRI	NP_003121.1	1.477
15	ABCF1	NP_001020262.1	1.477
17	LMOD2	Q6P5Q4-2	1.454
18	ORMDL1	NP_057551.1	1.384
19	ZNF20	NP_066966.2	1.375
20	SNAPC1	NP_003073.1	1.352



BSA	-	HA peptide	-	6xHis peptide	-	FLAG peptide	-	GST	-	MBP	-	Hemocyanin -KLH	-
-----	---	------------	---	---------------	---	--------------	---	-----	---	-----	---	-----------------	---

免疫組織化学染色

染色に用いた組織標本

Sample ID		Supplier		
PAT_01571		ProteoGenex		
Organ		Histological diagnosis		
Stomach		Adenocarcinoma		
Sex	Age	Grade	Stage	TNM
Male	74	G3	IIIB	T4aNOM0

染色像

