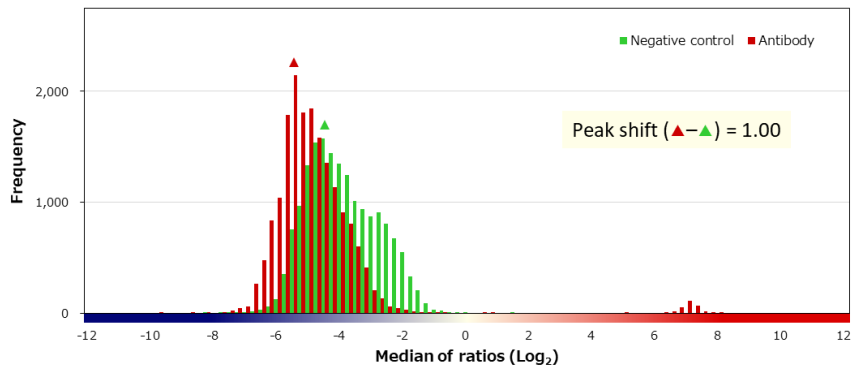
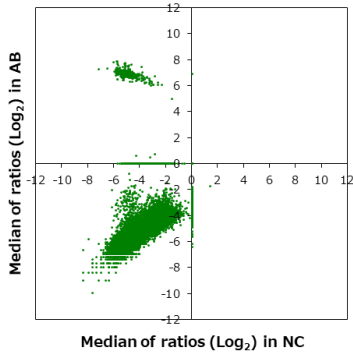


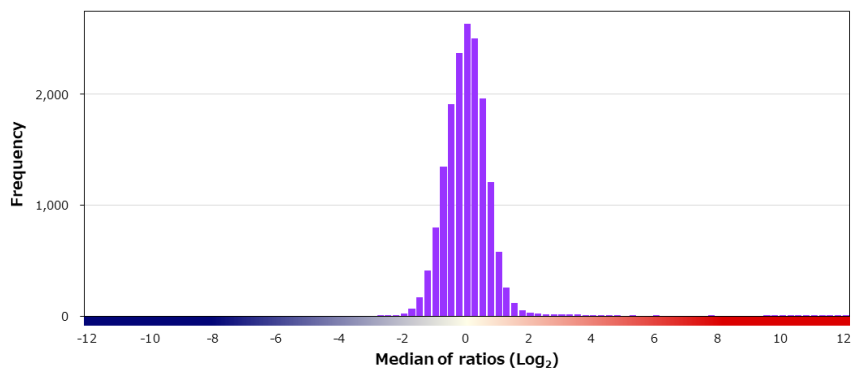
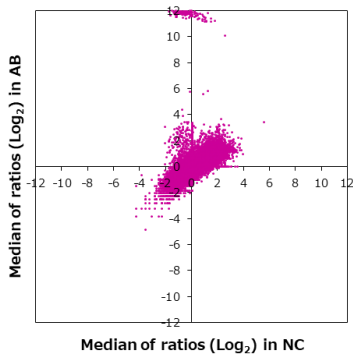
Supplier	Roche		Product code	760-2542		Lot #	F20105	
Host	Mouse		Clonality	Monoclonal		Isotype	IgG2a	
Applications	<input type="checkbox"/> WB <input type="checkbox"/> SW <input type="checkbox"/> ELISA <input type="checkbox"/> FCM <input type="checkbox"/> ICC <input type="checkbox"/> IF <input checked="" type="checkbox"/> IHC <input type="checkbox"/> IP <input type="checkbox"/> B/N		Note					

タンパク質マイクロアレイ (18K)

■ 測定値 (Raw データ) 分布

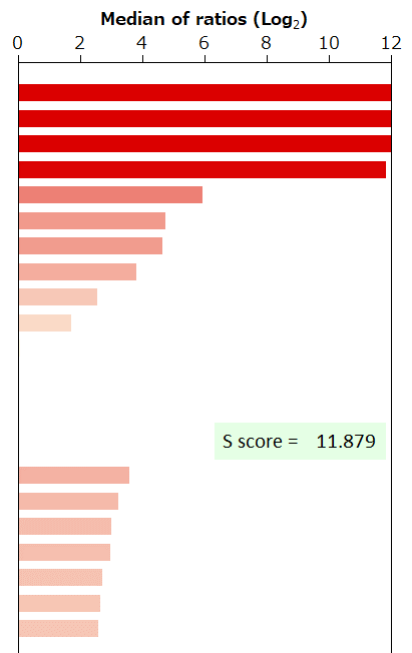


■ 補正值分布



■ 特異性検証

Rank	Gene	Protein	Score
On target			
1	TP53	NP_001119586.1:p.Q192*	15.470
2	TP53	NP_001119585.1	14.054
3	TP53	NP_000537.3	13.414
4	TP53	NP_001119586.1	11.814
5	TP53	NP_001119590.1	5.937
6	TP53	NP_001263624.1	4.742
7	TP53	NP_001263625.1	4.637
8	TP53	NP_001119587.1	3.807
16	TP53	NP_001119589.1	2.551
-	TP53	NP_001119588.1	1.711
-	TP53	NP_001263627.1	0.089
-	TP53	NP_001263628.1	-0.195
-	TP53	NP_001263626.1	-0.790
Off target			
9	PXN	NP_002850.2 (S73G)	3.591
10	IZUMO1	NP_872381.2 (A333V)	3.216
11	ANXA8L1	NP_001265852.1	3.000
12	SMAGP	NP_001026798.1	2.962
13	COLEC12	NP_569057.1 (K91E/G606S)	2.729
14	GPR85	NP_061843.3	2.666
15	DHH	NP_066382.1	2.576



BSA	-	HA peptide	-	6xHis peptide	-	FLAG peptide	-
-----	---	------------	---	---------------	---	--------------	---

免疫組織化学染色

染色に用いた組織標本

Sample ID		Supplier		
PAT_01571		ProteoGenex		
Organ		Histological diagnosis		
Stomach		Adenocarcinoma		
Sex	Age	Grade	Stage	TNM
Male	74	G3	IIIB	T4aN0M0

染色像

