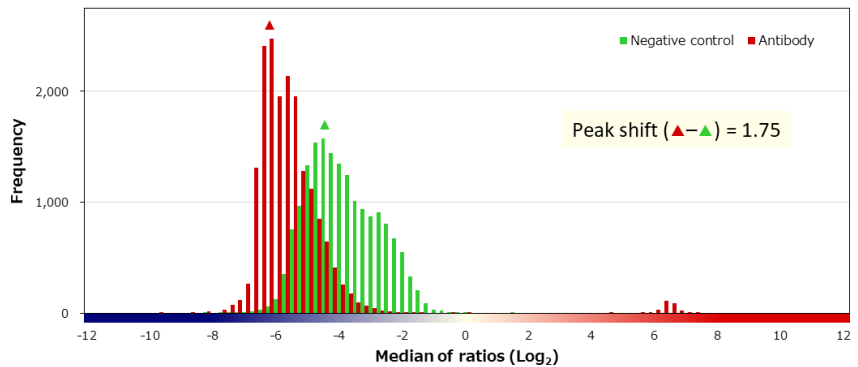
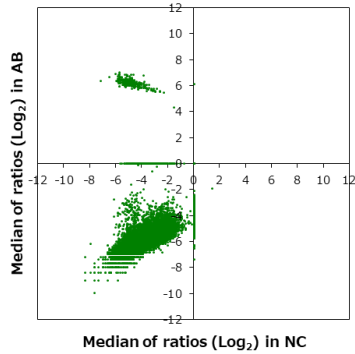


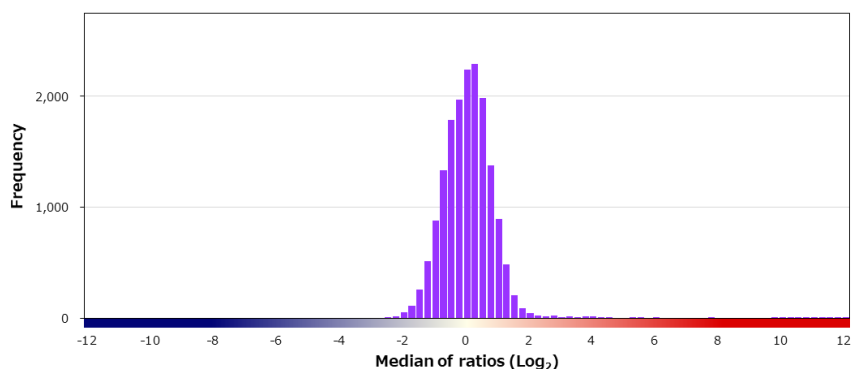
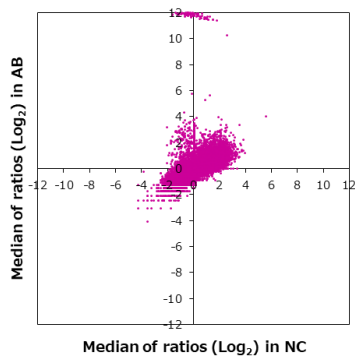
Supplier	Roche		Product code	790-2912		Lot #	F18298		
Host	Mouse		Clonality	Monoclonal		Isotype	IgG1, kappa		
Applications	<input type="checkbox"/> WB	<input type="checkbox"/> SW	<input type="checkbox"/> ELISA	<input type="checkbox"/> FCM	<input type="checkbox"/> ICC	<input type="checkbox"/> IF	<input checked="" type="checkbox"/> IHC	<input type="checkbox"/> IP	<input type="checkbox"/> B/N
Note									

**タンパク質マイクロアレイ (18K)**

■ 測定値 (Raw データ) 分布

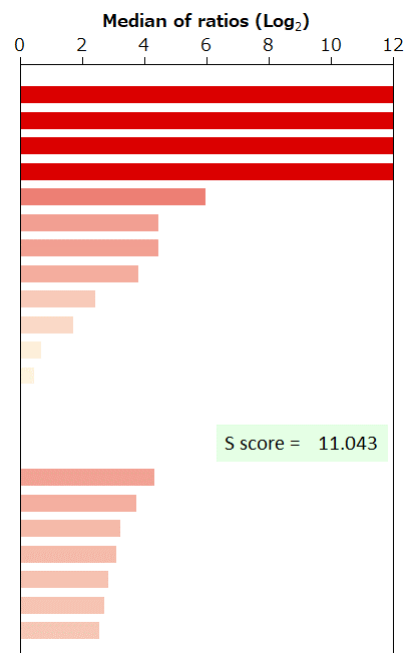


■ 補正值分布



■ 特異性検証

Rank	Gene	Protein	Score
<b>On target</b>			
1	TP53	NP_001119586.1:p.Q192*	15.359
2	TP53	NP_001119585.1	14.124
3	TP53	NP_000537.3	13.477
4	TP53	NP_001119586.1	12.025
5	TP53	NP_001119590.1	5.983
6	TP53	NP_001263625.1	4.466
7	TP53	NP_001263624.1	4.450
9	TP53	NP_001119587.1	3.821
19	TP53	NP_001119589.1	2.439
-	TP53	NP_001119588.1	1.726
-	TP53	NP_001263628.1	0.705
-	TP53	NP_001263627.1	0.477
-	TP53	NP_001263626.1	0.000
<b>Off target</b>			
8	SMAGP	NP_001026798.1	4.316
10	NEPRO	NP_056227.2 (F357I)	3.738
11	PXN	NP_002850.2 (S73G)	3.236
12	ANXA8L1	NP_001265852.1	3.106
13	COLEC12	NP_569057.1 (K91E/G606S)	2.851
14	ING2	NP_001278888.1	2.708
15	APOF	NP_001629.1	2.558



BSA	-	HA peptide	-	6xHis peptide	-	FLAG peptide	-
-----	---	------------	---	---------------	---	--------------	---

免疫組織化学染色

■ 染色に用いた組織標本

Sample ID		Supplier		
PAT_01571		ProteoGenex		
Organ		Histological diagnosis		
Stomach		Adenocarcinoma		
Sex	Age	Grade	Stage	TNM
Male	74	G3	IIIB	T4aN0M0

■ 染色像

