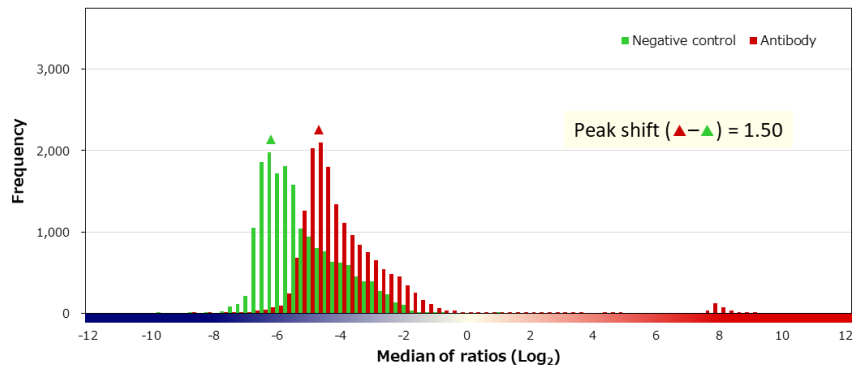
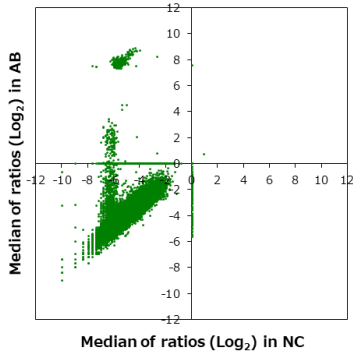


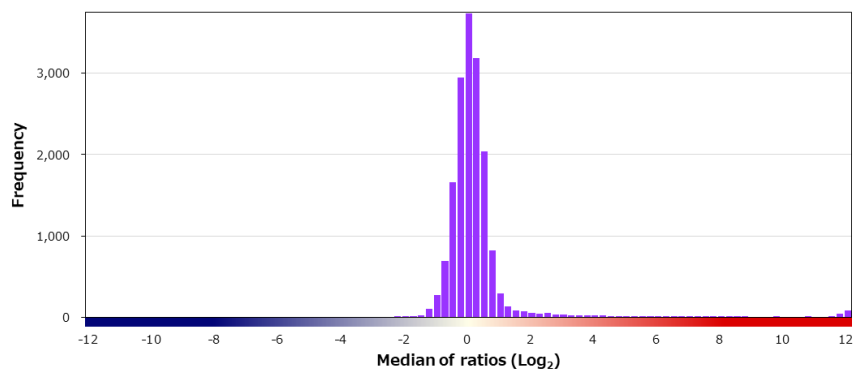
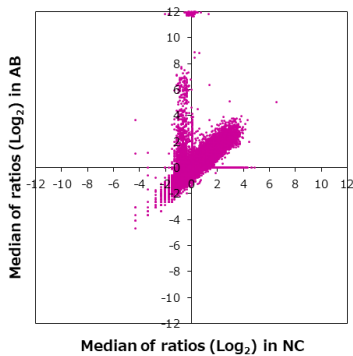
Supplier	Product code		Lot #
Dako	M7001		20015671
Host	Clonality	Isotype	Clone
Mouse	Monoclonal	IgG2b, kappa	DO-7
Applications			
<input checked="" type="checkbox"/> WB	<input type="checkbox"/> SW	<input type="checkbox"/> ELISA	<input type="checkbox"/> FCM
<input type="checkbox"/> ICC	<input type="checkbox"/> IF	<input checked="" type="checkbox"/> IHC	<input type="checkbox"/> IP
<input type="checkbox"/> B/N			
Note			

タンパク質マイクロアレイ (18K)

測定値 (Raw データ) 分布

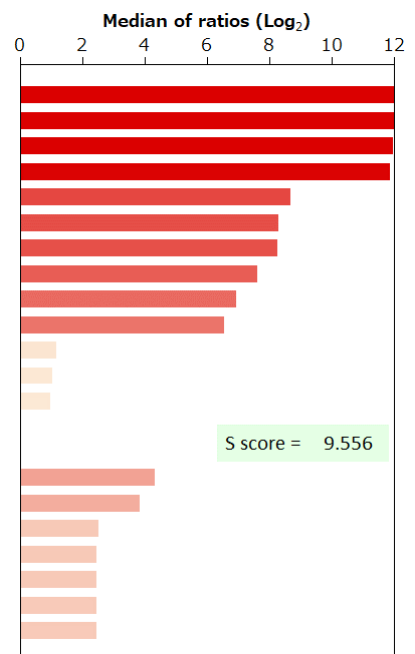


補正值分布



特異性検証

Rank	Gene	Protein	Score
On target			
1	TP53	NP_000537.3:p.Q192*	13.897
2	TP53	NP_001119586.1	12.110
3	TP53	NP_000537.3	11.956
4	TP53	NP_001119585.1	11.843
5	TP53	NP_001119590.1	8.655
6	TP53	NP_001263624.1	8.278
7	TP53	NP_001263625.1	8.239
8	TP53	NP_001119588.1	7.596
9	TP53	NP_001119587.1	6.928
10	TP53	NP_001119589.1	6.533
-	TP53	NP_001263626.1	1.181
-	TP53	NP_001263628.1	1.053
-	TP53	NP_001263627.1	0.984
Off target			
11	PXN	NP_002850.2 (S73G)	4.341
12	COLEC12	NP_569057.1 (K91E/G606S)	3.845
13	IRF7	NP_004022.2	2.510
14	WDR91	A4D1P6-2	2.468
15	CAMK2D	NP_001212.2	2.461
16	SPACA3	NP_776246.1	2.448
17	FOXC1	NP_001444.2	2.445



BSA	-	HA peptide	-	6xHis peptide	-	FLAG peptide	-
-----	---	------------	---	---------------	---	--------------	---

免疫組織化学染色

■ 染色に用いた組織標本

Sample ID		Supplier		
PAT_01571		ProteoGenex		
Organ		Histological diagnosis		
Stomach		Adenocarcinoma		
Sex	Age	Grade	Stage	TNM
Male	74	G3	IIIB	T4aN0M0

■ 染色像

