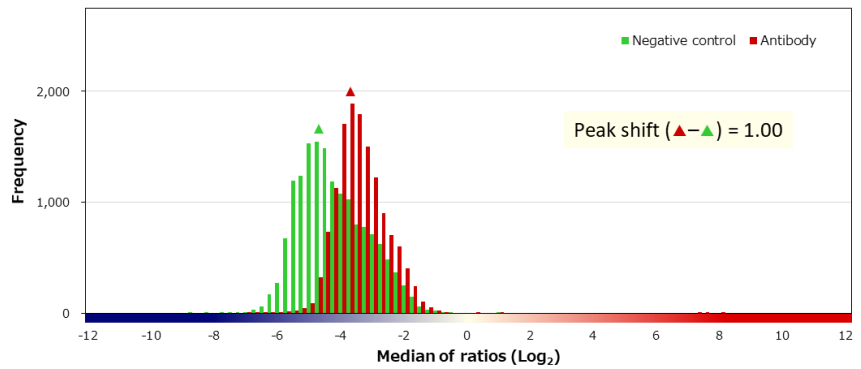
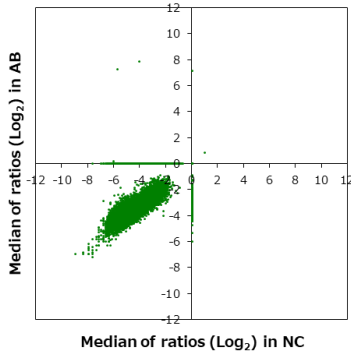


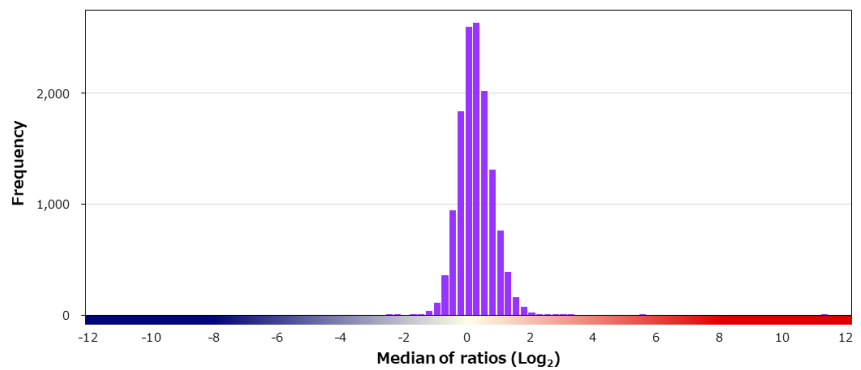
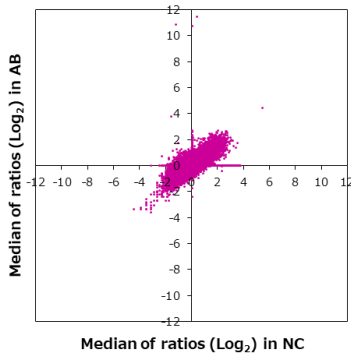
Supplier OriGene	Product code UM870027	Lot # W001
Host Mouse	Clonality Monoclonal	Isotype IgG1
Applications <input checked="" type="checkbox"/> WB <input type="checkbox"/> SW <input type="checkbox"/> ELISA <input type="checkbox"/> FCM <input type="checkbox"/> ICC <input type="checkbox"/> IF <input checked="" type="checkbox"/> IHC <input type="checkbox"/> IP <input type="checkbox"/> B/N		
Note		

**タンパク質マイクロアレイ (18K)**

■ 測定値 (Raw データ) 分布

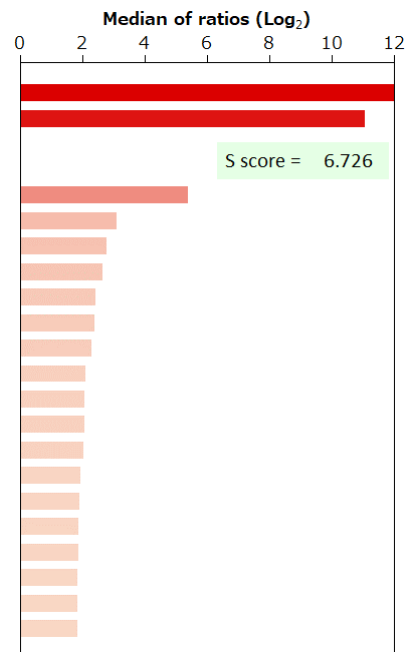


■ 補正值分布



■ 特異性検証

Rank	Gene	Protein	Score
<b>On target</b>			
1	TYMP	NP_001944.1 (M142V)	12.130
2	TYMP	NP_001244918.1 (S476L)	11.055
<b>Off target</b>			
3	DDIT3	NP_004074.2	5.404
4	TMEM237	NP_689601.2	3.098
5	XPA	NP_000371.1	2.777
6	TP53	NP_001263626.1:p.C116F	2.646
7	VMAC	NP_001017921.1	2.438
8	EWSR1	NP_053733.2	2.381
9	PAPOLG	NP_075045.2	2.296
10	MLF1	NP_001182361.1	2.121
11	PTHLH	NP_002811.1	2.085
11	NBR1	NP_001278500.1	2.085
13	HIGD2A	NP_620175.1	2.029
14	MRGBP	NP_060740.1	1.934
15	FMR1NB	NP_689791.1	1.928
16	LSM14B	Q9BX40-3	1.893
17	RBM46	NP_659416.1	1.872
18	ATP6V1G1	NP_004879.1	1.856
19	YY2	NP_996806.2	1.853
20	ST6GAL2	NP_001135824.1	1.839



BSA	-	HA peptide	-	6xHis peptide	-	FLAG peptide	-
-----	---	------------	---	---------------	---	--------------	---

免疫組織化学染色

■ 染色に用いた組織標本

Sample ID		Supplier		
PAT_01571		ProteoGenex		
Organ		Histological diagnosis		
Stomach		Adenocarcinoma		
Sex	Age	Grade	Stage	TNM
Male	74	G3	IIIB	T4aNOM0

■ 染色像

