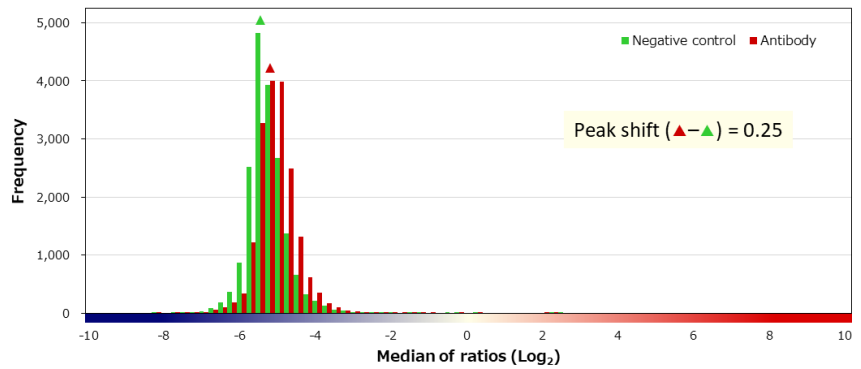
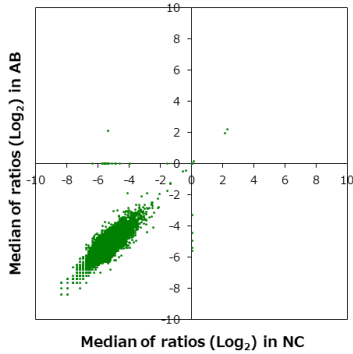


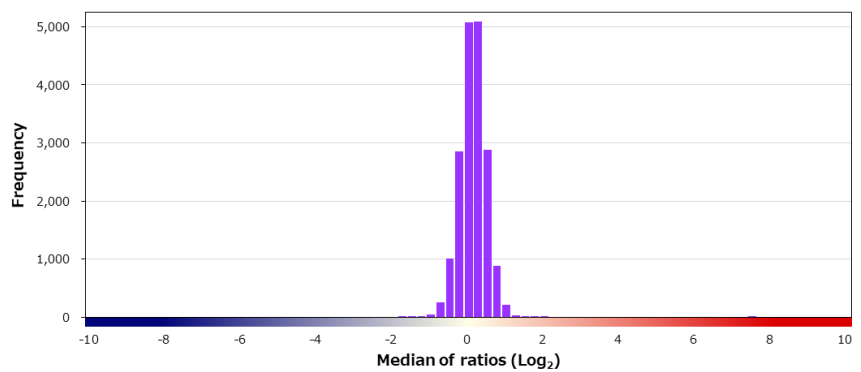
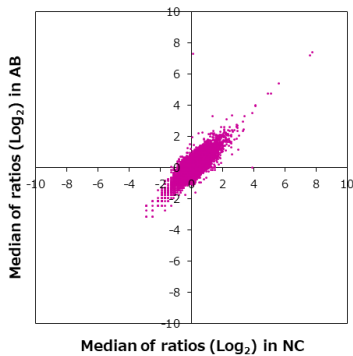
| | | | | | | | | |
|--------------|-----------------------------|-----------------------------|--------------------------------|------------------------------|------------------------------|-----------------------------|---|--|
| Supplier | Roche | | Product code | 760-4277 | | Lot # | V0001384 | |
| Host | Mouse | | Clonality | Monoclonal | | Isotype | IgG1 | |
| Applications | <input type="checkbox"/> WB | <input type="checkbox"/> SW | <input type="checkbox"/> ELISA | <input type="checkbox"/> FCM | <input type="checkbox"/> ICC | <input type="checkbox"/> IF | <input checked="" type="checkbox"/> IHC | <input type="checkbox"/> IP <input type="checkbox"/> B/N |
| Note | | | | | | | | |

タンパク質マイクロアレイ (18K)

■ 測定値 (Raw データ) 分布

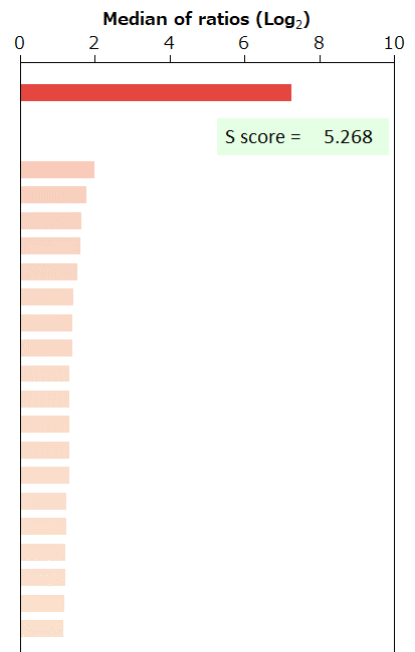


■ 補正值分布



■ 特異性検証

| Rank | Gene | Protein | Score |
|-------------------|----------|--------------------------|-------|
| On target | | | |
| 1 | VIL1 | NP_009058.2 | 7.258 |
| Off target | | | |
| 2 | ECSCR | NP_001071161.1 | 1.990 |
| 3 | RAB8B | NP_057614.1 | 1.771 |
| 4 | NKAIN4 | NP_690603.3 (K91Q/C151G) | 1.638 |
| 5 | TACC1 | NP_006274.2 | 1.612 |
| 6 | ZNF724 | A8MTY0 | 1.534 |
| 7 | PSENE1 | NP_758844.1 | 1.420 |
| 8 | RBBP9 | NP_006597.2 | 1.404 |
| 9 | METTL13 | NP_055770.1 (M19V) | 1.401 |
| 10 | FAM161A | NP_115556.2 | 1.335 |
| 10 | TP53 | NP_001263625.1:p.V134M | 1.335 |
| 12 | TTL3 | NP_001021100.3 | 1.330 |
| 13 | MT2A | NP_005944.1 | 1.328 |
| 14 | MAGEB1 | NP_002354.2 | 1.313 |
| 15 | BRAP | NP_006759.3 | 1.242 |
| 16 | DHX16 | NP_003578.2 | 1.235 |
| 17 | TBL3 | NP_006444.2 | 1.215 |
| 18 | EEF2 | NP_001952.1 | 1.211 |
| 19 | PSMD3 | NP_002800.2 | 1.197 |
| 20 | H1FX-AS1 | Q4G0G2 | 1.175 |



| | | | | | | | | | | | | | |
|-----|---|------------|---|---------------|---|--------------|---|-----|---|-----|---|-----------------|---|
| BSA | - | HA peptide | - | 6xHis peptide | - | FLAG peptide | - | GST | - | MBP | - | Hemocyanin -KLH | - |
|-----|---|------------|---|---------------|---|--------------|---|-----|---|-----|---|-----------------|---|

免疫組織化学染色

■ 染色に用いた組織標本

| | | | | |
|-----------|-----|------------------------|-------|---------|
| Sample ID | | Supplier | | |
| PAT_01571 | | ProteoGenex | | |
| Organ | | Histological diagnosis | | |
| Stomach | | Adenocarcinoma | | |
| Sex | Age | Grade | Stage | TNM |
| Male | 74 | G3 | IIIB | T4aN0M0 |

■ 染色像

