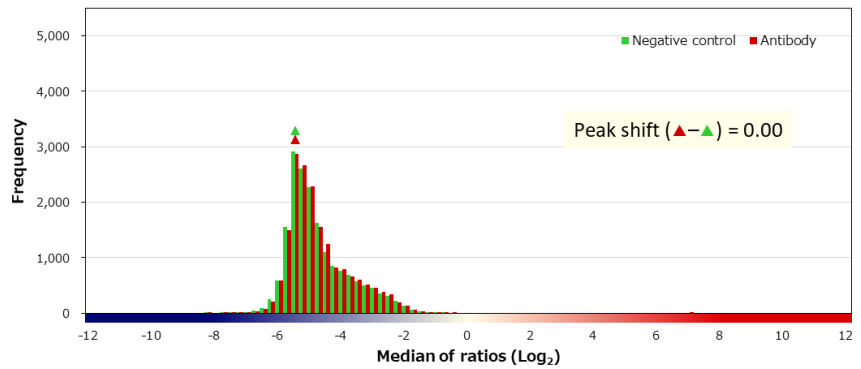
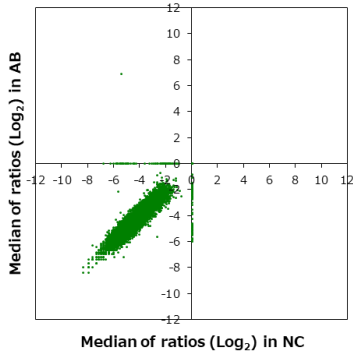


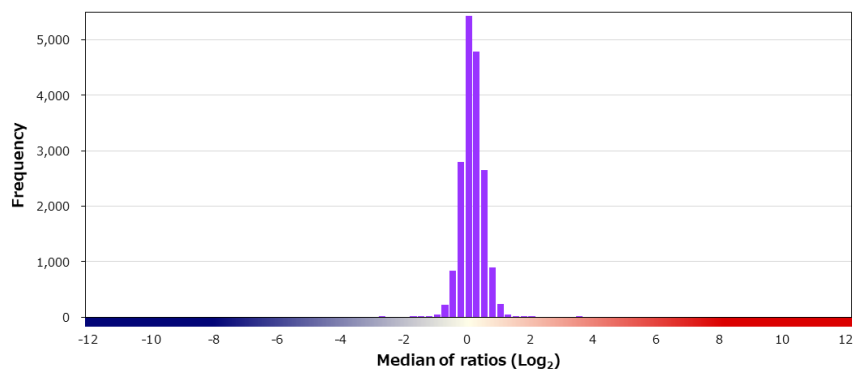
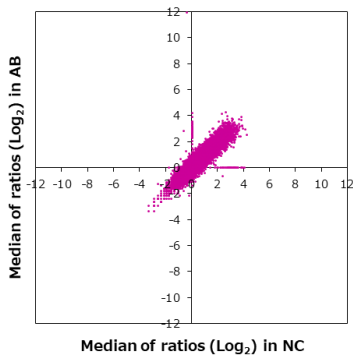
Supplier	Biocare Medical		Product code	ACR312A	Lot #	81216	
Host	Rabbit	Clonality	Monoclonal	Isotype	IgG	Clone	SP20
Applications	<input type="checkbox"/> WB <input type="checkbox"/> SW <input type="checkbox"/> ELISA <input type="checkbox"/> FCM <input type="checkbox"/> ICC <input type="checkbox"/> IF <input checked="" type="checkbox"/> IHC <input type="checkbox"/> IP <input type="checkbox"/> B/N						
Note							

タンパク質マイクロアレイ (18K)

測定値 (Raw データ) 分布

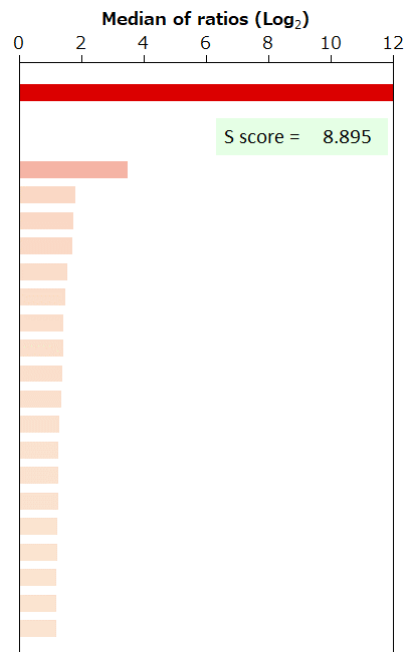


補正值分布



特異性検証

Rank	Gene	Protein	Score
On target			
1	VIM	NP_003371.2	12.373
Off target			
2	STOX1	XP_011537756.1 (E498D)	3.478
3	MT4	NP_116324.1	1.801
4	INPP5J	NP_001271217.1	1.755
5	CBWD3	NP_958861.2	1.721
6	ERBB2	NP_004439.2:p.V842I	1.542
7	CDKN2AIP	NP_060102.1	1.487
8	SEZ6L2	NP_001230261.1 (R74P)	1.444
9	ABCE1	NP_002931.2	1.427
10	PAIP1	NP_006442.2	1.397
11	MTURN	NP_690006.2	1.365
12	UNC119B	NP_001074002.1	1.308
13	XAGE3	NP_570132.1	1.264
14	LRIG1	NP_056356.2 (Q1053P)	1.264
15	SPAG11B	NP_478108.2	1.259
16	APBB2	NP_001159523.1	1.227
17	GPR152	NP_996880.1	1.224
18	HOXC4	NP_055435.2	1.218
19	LMNB2	NP_116126.3	1.217
20	TNFSF18	NP_005083.2	1.208



BSA	-	HA peptide	-	6xHis peptide	-	FLAG peptide	-
-----	---	------------	---	---------------	---	--------------	---

免疫組織化学染色

染色に用いた組織標本

Sample ID		Supplier		
PAT_01571		ProteoGenex		
Organ		Histological diagnosis		
Stomach		Adenocarcinoma		
Sex	Age	Grade	Stage	TNM
Male	74	G3	IIIB	T4aNOM0

染色像

