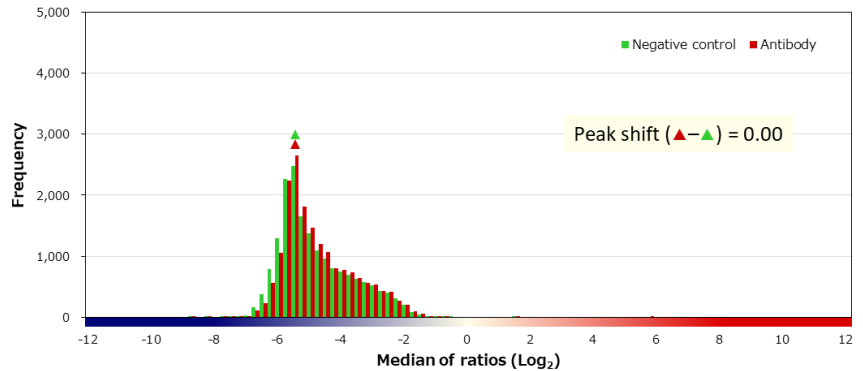
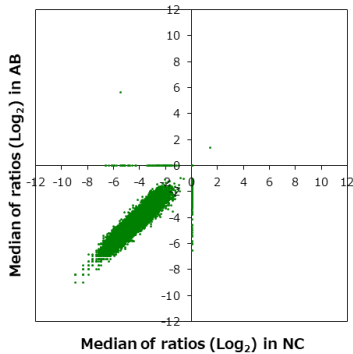


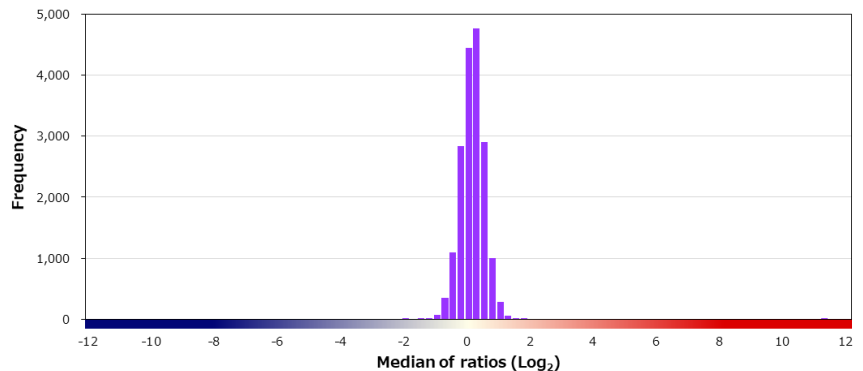
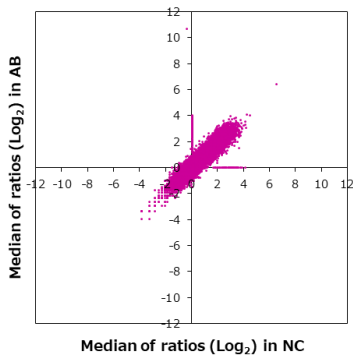
Supplier	Product code		Lot #
Dako	M7020		20032379
Host	Clonality	Isotype	Clone
Mouse	Monoclonal	IgG2a, kappa	3B4
Applications			
<input checked="" type="checkbox"/> WB	<input type="checkbox"/> SW	<input type="checkbox"/> ELISA	<input type="checkbox"/> FCM
<input type="checkbox"/> ICC	<input type="checkbox"/> IF	<input checked="" type="checkbox"/> IHC	<input type="checkbox"/> IP
<input type="checkbox"/> B/N			
Note			

タンパク質マイクロアレイ (18K)

測定値 (Raw データ) 分布

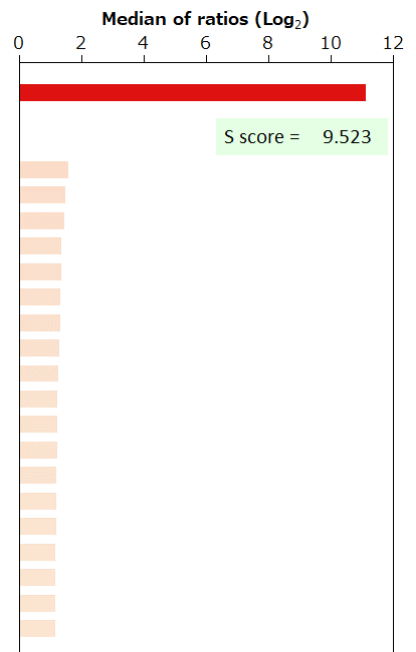


補正值分布



特異性検証

Rank	Gene	Protein	Score
On target			
1	VIM	NP_003371.2	11.112
Off target			
2	GUCY1A2	NP_000846.1	1.589
3	CXXC5	NP_057547.5	1.493
4	USP2	NP_004196.4	1.447
5	JUND	NP_001273897.1	1.380
6	TP53	NP_001263628.1:p.Y4C	1.367
7	ACSM1	NP_443188.2	1.342
8	ADPGK	NP_112574.3	1.330
9	DNAJC18	NP_689899.1	1.315
10	ALOX12	NP_000688.2 (N322S)	1.261
11	USP25	NP_037528.3	1.250
12	FOXI1	NP_036320.2	1.240
13	PJA2	NP_055634.3	1.234
14	ZNF641	NP_001166152.1	1.213
15	GSAP	A4D1B5-4	1.200
16	PATZ1	NP_114440.1	1.193
17	ANXA13	NP_001003954.1 (R127H/V313I)	1.180
18	PRELID2	NP_892005.1	1.174
18	ZBTB37	NP_115911.1	1.174
20	TREX1	NP_057465.1	1.173



BSA	-	HA peptide	-	6xHis peptide	-	FLAG peptide	-
-----	---	------------	---	---------------	---	--------------	---

免疫組織化学染色

染色に用いた組織標本

Sample ID		Supplier		
PAT_01571		ProteoGenex		
Organ		Histological diagnosis		
Stomach		Adenocarcinoma		
Sex	Age	Grade	Stage	TNM
Male	74	G3	IIIB	T4aN0M0

染色像

