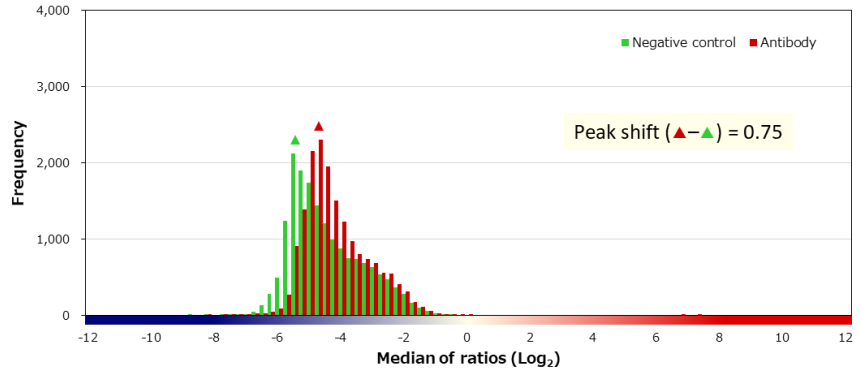
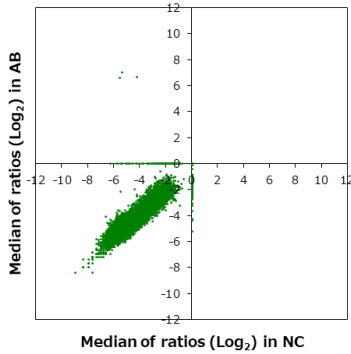


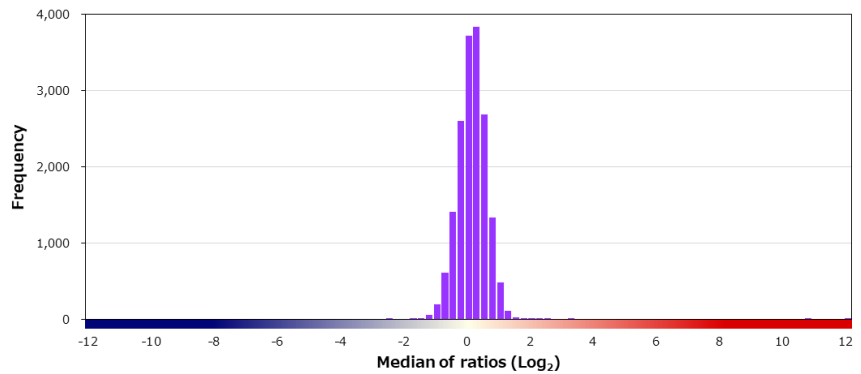
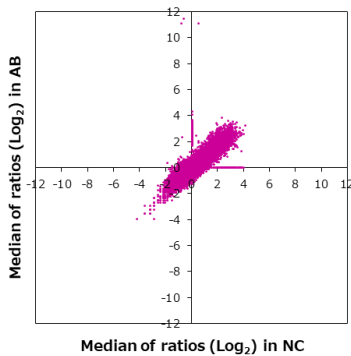
Supplier Abcam	Product code ab89901	Lot # GR177328-21
Host Rabbit	Clonality Monoclonal	Isotype IgG
Applications <input checked="" type="checkbox"/> WB <input type="checkbox"/> SW <input type="checkbox"/> ELISA <input checked="" type="checkbox"/> FCM <input checked="" type="checkbox"/> ICC <input checked="" type="checkbox"/> IF <input checked="" type="checkbox"/> IHC <input type="checkbox"/> IP <input type="checkbox"/> B/N		
Note		

タンパク質マイクロアレイ (18K)

測定値 (Raw データ) 分布

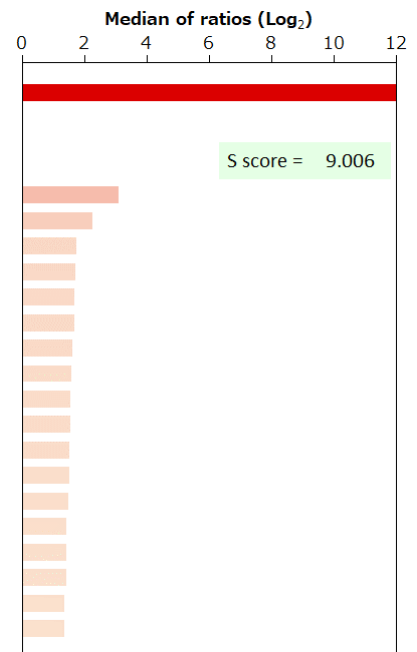


補正值分布



特異性検証

Rank	Gene	Protein	Score
On target			
1	WT1	NP_077742.2	12.104
-	WT1	NP_001185481.1	-0.295
Off target			
2	CDC37	NP_008996.1	3.098
3	REEP2	NP_001258732.1	2.266
4	FBXL7	NP_036436.1	1.759
5	KLHL30-AS1	Q8NEE0	1.725
6	TMCO1	Q9UM00-1	1.677
7	TMEM237	NP_689601.2	1.672
8	TP53	NP_001263626.1:p.Y77C	1.635
9	TCEAL3	NP_116315.1	1.579
10	IL2	NP_000577.2	1.566
11	SRSF6	NP_006266.2	1.563
12	PMS2	NP_000526.2	1.536
13	LRRC19	NP_075052.1	1.513
14	TAOK3	NP_057365.3	1.490
15	ARL14EP	NP_689529.1	1.431
16	PDE6H	NP_006196.1	1.422
17	UBL3	NP_009037.1	1.418
18	SRP72	NP_008878.3	1.377
19	ZNF775	NP_775951.2	1.373



BSA	-	HA peptide	-	6xHis peptide	-	FLAG peptide	-
-----	---	------------	---	---------------	---	--------------	---

免疫組織化学染色

染色に用いた組織標本

Sample ID		Supplier		
PAT_01070		BioIVT		
Organ		Histological diagnosis		
Ovary		Serous carcinoma, NOS		
Sex	Age	Grade	Stage	TNM
Female	48	G3	IB	T1aN0M0

染色像

